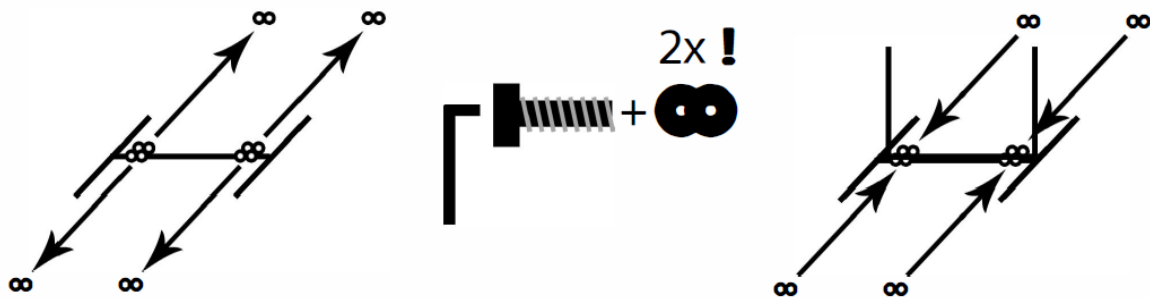


Assembly Instructions

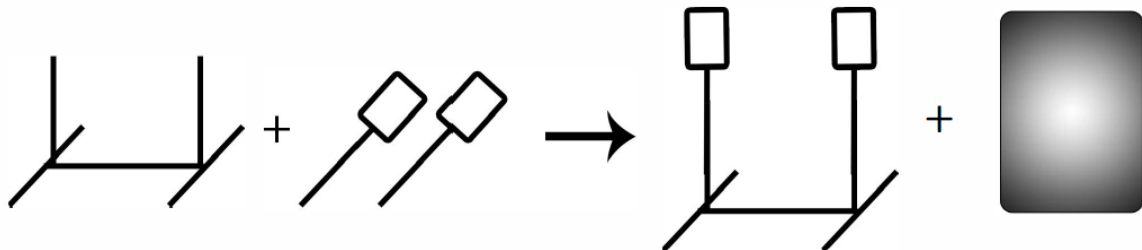
Armrest Professional - Twin

Important! For the proper assembly of the armrest, it's essential to attach 2 washers to each bolt.

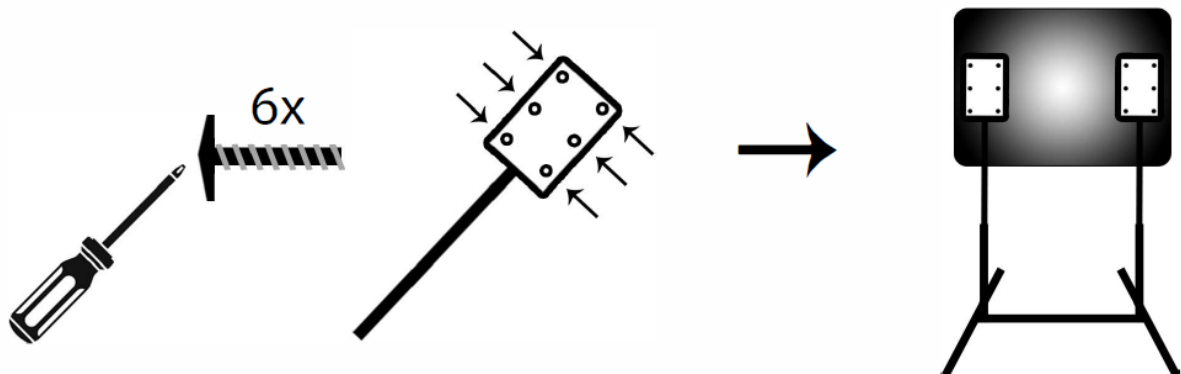
1. Connect the hollow holders to the base, inserting all bolts that each have two washers. Utilize the provided wrench to fasten the bolts, thereby firmly securing the holders in place.



2. Next, insert the components designed to support the cushion into the holders, taking care to ensure they are evenly levelled.



3. Position the cushion atop the brackets and employ the six included screws to fasten the pillow securely to the brackets.



Cleaning Instructions

Clean with lukewarm water and a bit of green soap.

Do not use strong detergents and alcohol.

